

# Porsche 987 INSTALLATION MANUAL

## 一、REMOTE CONTROL SYSTEM FOR YOUR REFERENCE


1. Yellow Cable: TPS voltage signal 0-5v
2. Red Cable: key on switch
3. Brown Cable: GND
4. One Way Valve
5. Electric valve
6. Vacuum Canister




P.S This vehicle doesn't need vacuum canister and it's cable

## 二、SEARCH KEY OIV POWER ⊕、GND ⊖ AND TPS VOLTAGE SIGNAL 0~5V。

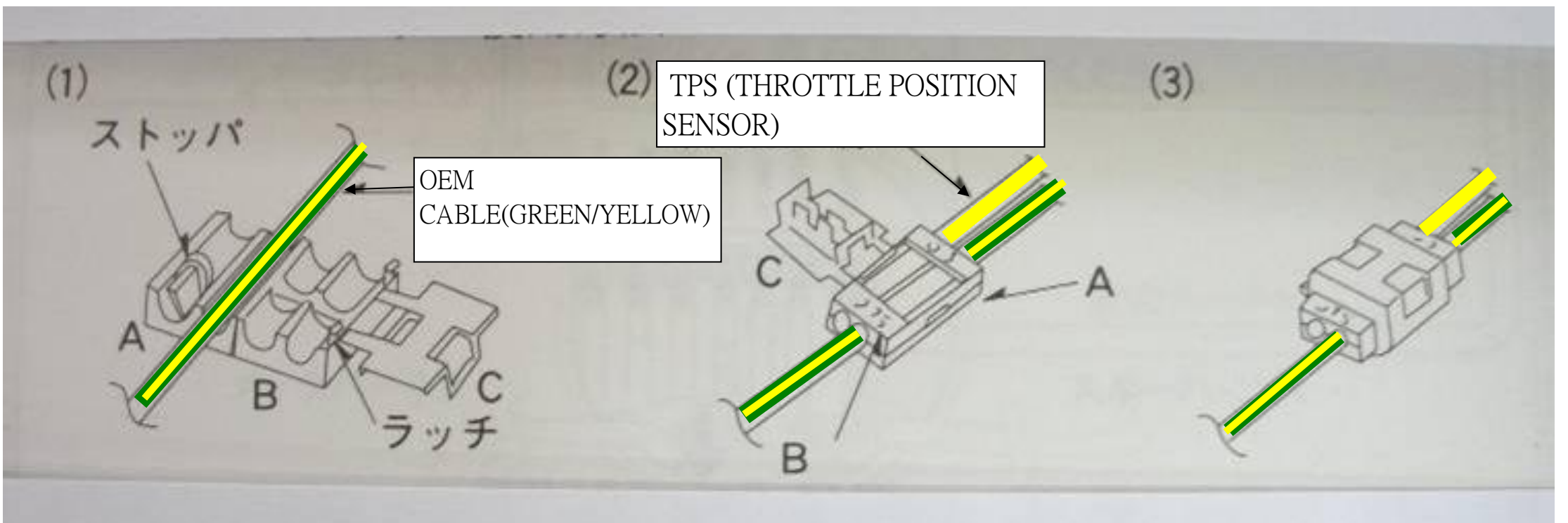

1、SEARCH KEY POWER ⊕ AND CONNECT CABLE：



2、GND ⊖ : HANG ON GND



3、TPS 0~5V : CONNECT WITH GREEN/YELLOW CABLE



### 三、CONNECT ELECTRIC VALVE AND ONE WAY VALVE。

