

INSTALLATION MANUAL FOR EXHAUST VALVES UNIT-C63AMG



一、REMOTE CONTROL SYSTEM FOR YOUR REFERENCE

1. Yellow TPS voltage signal 0-5v
2. Red key on switch
3. Brown GND
4. ONE-WAY VALVE
5. ELECTRIC VALVE
6. VACCUM CANISTER




二、SEARCH KEY OIV POWER ⊕ , GND ⊖ AND TPS SIGNAL 0~5V ◦



1、KEY POWER ⊕ : AS BELOW



2、GND⊖ : HANG ON GND



3、TPS 0~5V : STEP AS BELOW



三、CONNECT WITH ELECTRIC VALVE、ONE-WAY VALVE
AND VACUUM CANISTER

