

Step 1



Step 2




Step 3




Step 4



Step 5



Step 6



Step 7



Step 8





Step 9. take off




Step 10 make sure that the light is on on A7 bottom.




Red: ACC Power  
Brown: GND  
Yellow: Throttle position sensor



Step 11 insert the red cable on A7 top.




Step 12 hang the Brown cable



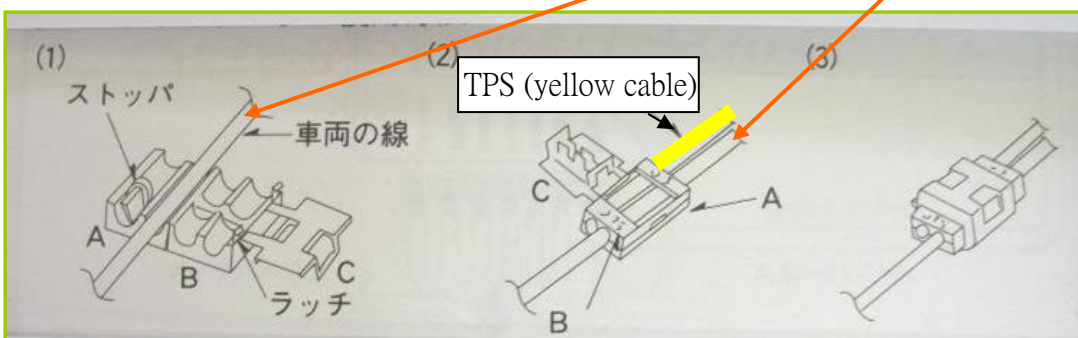
Step 13.



Step 14



- ①
- ②
- ③
- ④
- ⑤
- ⑥



As there is numbers on the plug. Please check numbers 5 to plug in the Yellow cable. (for Throttle position sensor)

# PORSCHE 996 INSTALLATION MANUAL

(THIS INSTALLATION MANUAL COULD BE FOR 997 EXHAUST SYSTEM REFERENCE)

## REMOTE CONTROL SYSTEM FOR YOUR REFERENCE

1. Yellow Cable: TPS voltage signal 0-5v
2. Red Cable: key on switch
3. Brown Cable: GND
4. One Way Valve
5. Electric valve
6. Vacuum Canister

