

PORSCHE CAYENNE TURBO INSTALLATION MAUNAL


一、REMOTE CONTROL SYSTEM FOR YOUR REFERENCE

1. Yellow Cable: TPS voltage signal 0-5v
2. Red Cable: key on switch
3. Brown Cable: GND
4. One Way Valve
5. Vacuum Electric valve
6. Vacuum Canister




二、SEARCH KEY OIV POWER ⊕、GND ⊖ AND TPS VOLTAGE SIGNAL 0~5V。

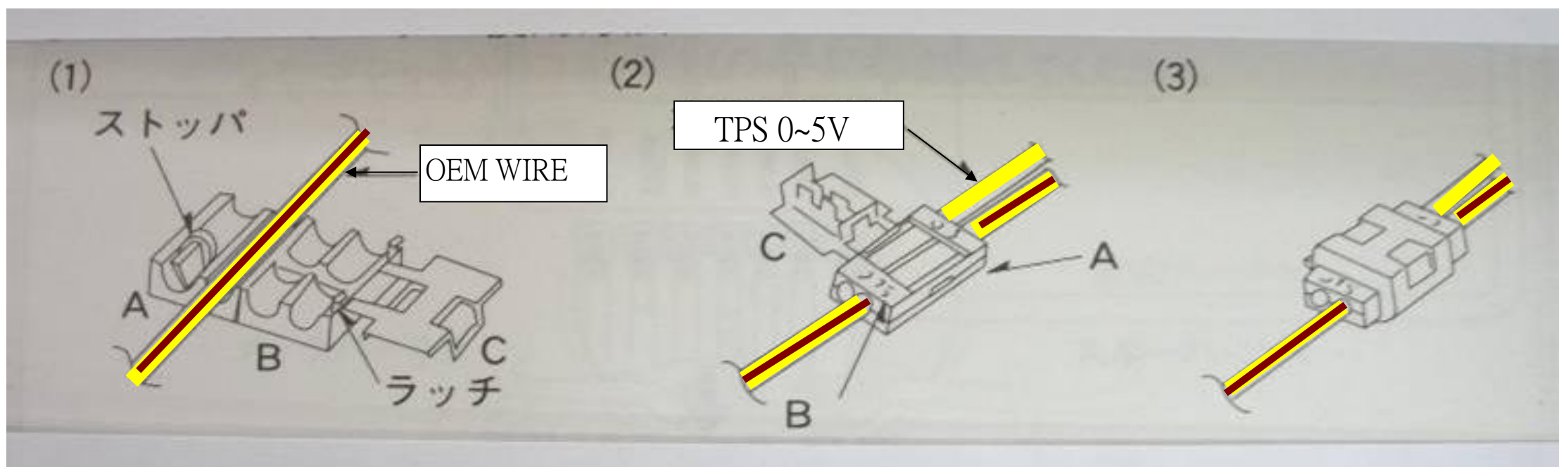

1、SEARCH KEY POWER ⊕ AND CONNECT CABLE：



2、GND⊖ : HANG ON GND(BROWN CABLE)





3、PUT TPS 0~5V(YELLOW CABLE) AND OEM WIRE (YELLOW WITH BROWN CABLE) SIDE BY SIDE




三、CONNECT VACUUM ELECTRIC VALVE、ONE WAY VALVE、 VACUUM CANISTER

FIRST OPEN CAR'S HOOD AND FIND THE POSITION AS PHOTO SHOW



SECOND CONNECT ONE WAY VALVE、SMALL 3
IN 1 COLLECTOR AND ORIGINAL CABLE






INSTALL VACUMME CANSITER AND ELECTRIC VALVE THAT YOU ARE COMPLETE ALL THE STEP.

NOTICE:



OEM MUFFLER



WHEN YOU WANT TO TUNING YOUR MUFFLER , YOU NEED TO CUT OEM TUBE, THE WHITE ARROW POINTED OUT THE PROBALLY POSITION.