

AUDI S3 INSTALLATION MANUAL

一、REMOTE CONTROL SYSTEM FOR YOUR REFERENCE

1. Yellow Cable: TPS voltage signal 0-5v
2. Red Cable: key on switch
3. Brown Cable: GND
4. ONE WAY VALVE
5. Vacuum Electric valve
6. Pressure storage barrel



THE VEHICLE NEEDS REMOTE CONTROL SYSTEM PARTS AS BELOW




二、SEARCH KEY OIV POWER ⊕、GND ⊖ AND TPS VOLTAGE SIGNAL 0~5V。

1、KEY POWER ⊕：


STEP 1.




STEP 2.



STEP 3.



STEP 4.



2、GND⊖ : HANG ON GND

STEP 5.

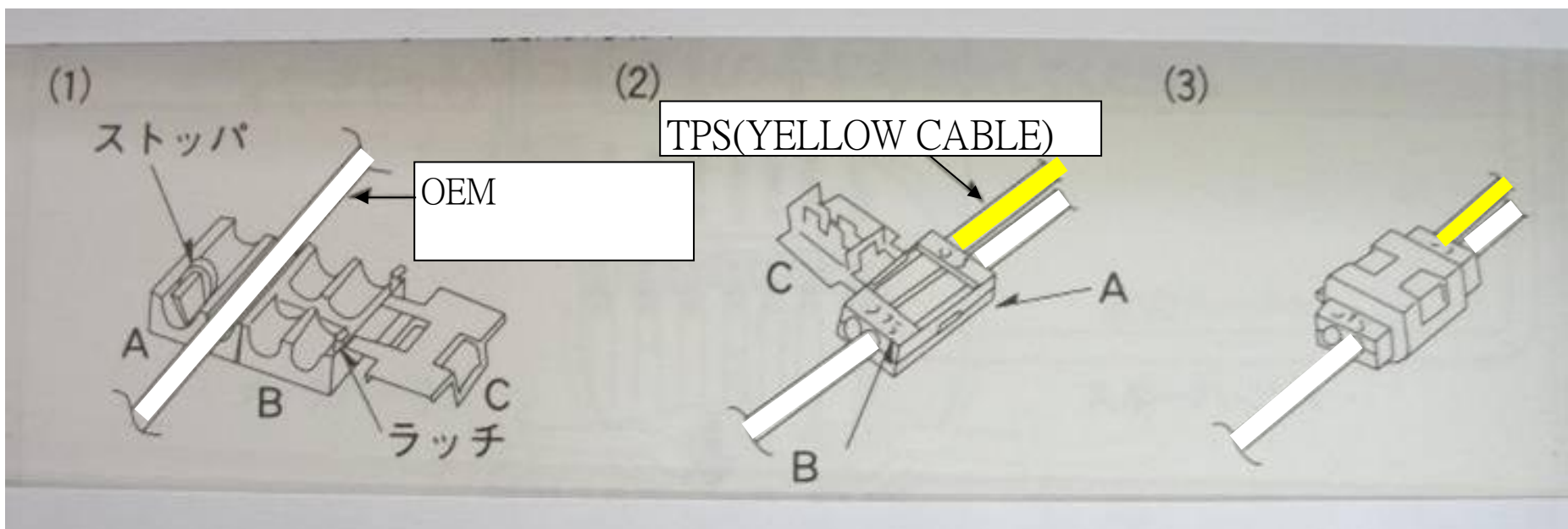



3、TPS 0~5V : AS BLOW

STEP 6.



STEP 7.



三、CONNECT WITH ELECTRIC VALVE

STEP 8.



STEP 9.



STEP 10.



OEM
CABLE